

PREGNANCY TEST

Frida Fertility Early Detection Pregnancy Test is a rapid chromatographic immunoassay for qualitative detection of pregnancy hormone hCG (human Chorionic Gonadotropin) in urine. This particular hormone is produced in increasing amounts during the first trimester of pregnancy.

Test as early as 6 days before your missed period, which is 5 days before your expected period - Because you've waited long enough!

FIRST TIME USERS

Please read all the information in this guide before testing.

⚠ PRECAUTIONS

- For external use only.
- Keep out of reach of children.
- Store at room temperature (36°F to 86°F, 2°C to 30°C).
- Keep away from direct sunlight, moisture, and heat.

⚠ LIMITATIONS OF THE TEST

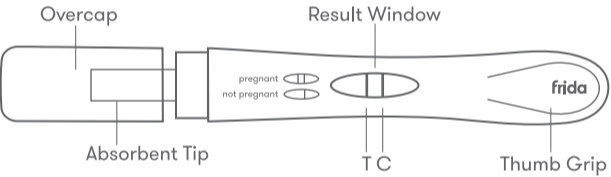
- For in vitro diagnostic use only.
- Single-use device. Do not reuse.
- Do not open the Pregnancy Test until ready to conduct the test.
- Do not use the Pregnancy Test if the foil pouch has been opened, ripped or punctured, or if the strips are damaged in any way.
- Do not use the Pregnancy Test after the expiration date, located on the wrapper.
- All results should be confirmed by your healthcare provider, especially when making decisions about future medical care.
- Do not use the results of this test as an aid for contraception.
- Medications which contain hCG can produce a false result. Consult your doctor if you are not sure if your medicines contain hCG.

BEFORE YOU BEGIN

Carefully read the entire instructions before you begin the test.
Do not open the foil pouch until you are ready to perform the test.

1. Have a watch, clock or timer available
2. Have a clean, dry cup available
3. If you have any questions, frida.com/help

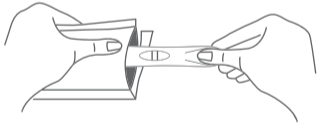
WHAT’S WHAT?



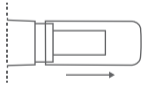
Thumb Grip - hold test from here
Absorbent Tip - dips into urine sample
Overcap - covers the urine sample
Control Line [C] - indicates that the device is functioning correctly
Test Line [T] - detection of hCG

HOW TO TEST

1. Remove the Pregnancy Test from its foil wrapper by tearing along the “splice” and removing the device from the pouch.



2. Remove the overcap.

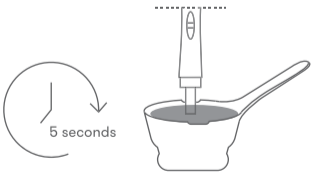


3. Hold by the Thumb Grip, and position the device so that the “Result Window” is facing you and the test is pointing downward.



4. Dip the Absorbent Tip for 5 seconds.

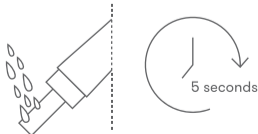
⚠ Do not allow your urine level to go above the plastic housing of the test stick.



OR

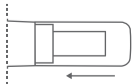
4. Hold the Absorbent Tip in your urine stream for 5 seconds.

⚠ Do not allow your urine to go above the plastic housing of the test stick.



5. Remove the Absorbent Tip stick from the urine sample and cover with the Overcap. Lay the Test on a flat surface with the Result Window facing up. Read the result after 3 minutes.

⚠ Do not read the results past 5 minutes.



READ YOUR RESULTS

RESULT IS POSITIVE (AKA PREGNANT)

If two pink lines appear in the Result Window, the test is positive (pregnant).
The test is positive no matter how pale the color of the line in the view window is.



⚠ Important note regarding positive results:
Because this test detects low levels of hCG, it is possible that this test may give positive results even if you aren't pregnant. Even if you test positive, you should check with your doctor to confirm the pregnancy.

RESULT IS NEGATIVE (AKA NOT PREGNANT)

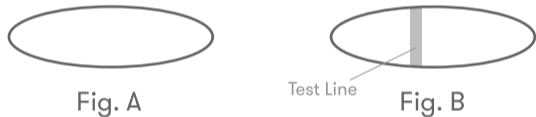
If there is only one line in the Result Window, the test is negative (not pregnant).



⚠ Important note regarding negative result:
Some pregnant women will not be able to detect hCG in their urine 5 days before their expected period.
If you test negative before your missed period, but still think you may be pregnant, you should test again a few days after your missed period.

RESULT IS INVALID

If no lines appear in the results window (Fig. A), or if the control line does not appear (Fig. B), the test is invalid, or the test may have been performed incorrectly (for example, the absorbent tip may not have been soaked sufficiently). Repeat the test with a new pregnancy test, follow the instructions carefully.



- Q: What time of day should I do the test?

A: You may test at any time of the day.
- Q: Can test results be interpreted after five minutes?

A: No. Test results must be read between 3 and 5 minutes.
- Q: Can I still use the test if I have collected a urine sample in a collection cup?

A: Yes, as long as the urine sample is in a clean, dry container and tested right away.
- Q: Will drinking alcohol affect my test results?

A: Drinking alcohol will not affect your test results. Pain killers or antibiotics should not affect the test results. Only medicines which contain hCG can produce a false result. Consult your doctor if you are not sure if your medicines contain hCG.
- Q: Will the amount of liquid I drink affect the result?

A: Excessive fluid intake could dilute your urine, causing the amount of hCG present not to be detected properly. It is therefore not advisable to change your normal fluid consumption.
- Q: What do I do if I get a positive result?

A: A positive result shows that the pregnancy hormone hCG was detected in your urine and you may be pregnant. You should consult your doctor to confirm your pregnancy.
- Q: What if the result is negative, but I am still not sure?

A: If your test shows a negative result, no pregnancy hormone (hCG) was detected in your urine. You are likely not pregnant or you may have miscalculated your menstrual cycle. If you are not sure of the result, you may want to re-test your urine within the first week of a missed cycle. If you still have a negative result and your period does not begin, there may be other reasons why you have not menstruated. You should consult your doctor.
- Q: When can I use the test to determine if I am pregnant?

A: You can use the test before you expect your period to start. If you test early and get a negative (not pregnant) result, there is still a chance that you might be pregnant.

CONTACT AND CONSUMER CARE
Carefully follow these instructions for best results. If you do not understand these instructions of use or have any questions, please contact our Consumer Care Team at frida.com/help

Manufactured for Fridababy, LLC, Miami, FL 33137
053-LBL-0001v1 2023-02-06

Days before Expected Period	Pregnancy Detection Rate
0	>99%
-1	>99%
-2	98%
-3	98%
-4	94%
-5	71%