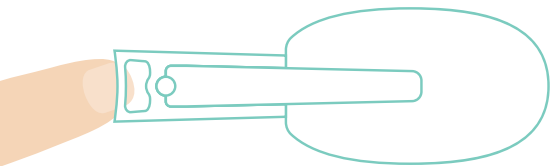


# frida baby®





## Cut the trimming troubles

Designed for tiny talons, the SnipperClipper has a safety spyhole that keeps your eye on the prize so you can trim without fear. Finish with the S-Curved File and skip scratches from Day 1.

- Safety spyhole shows what you're clipping
- Curved, scissor-like blades for a smooth, precise trim



### Simple Steps:

-  1. Place nail between blades, starting where they overlap
-  2. Use safety spyhole to avoid nicks
-  3. Follow curve of nail while trimming
-  4. After trimming, use File to smooth edges

### Care + Safety:

This is not a toy. Keep out of reach of children. Contains small parts & sharp edges.

Manufactured for Fridababy LLC Miami, FL 33173  
Made in China

FRIDA BABY, FRIDA and all other trademarks herein are the registered and unregistered trademarks of Fridababy, LLC  
© Fridababy, LLC 2016-2024

114-LBL-0001V1

Love it? Leave a review.  
[Fridababy.com](https://Fridababy.com)  
Clipping Questions?  
[frida.com/help](https://frida.com/help)



8 10028 77627 2